



**Brunswick-Glynn Joint Water and Sewer Commission  
1703 Gloucester Street, Brunswick, GA 31520  
Wednesday, May 19, 2021 3:00 PM  
Commission Meeting Room**

## **FINANCE COMMITTEE AGENDA**

### **COMMITTEE MEMBERS:**

**Finance Chairman Bob Duncan  
Commissioner Chuck Cook  
Commissioner Tripp Stephens  
Executive Director Andrew Burroughs**

### **PUBLIC COMMENT PERIOD**

*Public Comments will be limited to 3 minutes per speaker. Comments are to be limited to relevant information regarding your position and should avoid being repetitious. Individuals should sign in stating your name, address and the subject matter on which you wish to speak. Your cooperation in this process will be greatly appreciated.*

### **APPROVAL**

- 1. Minutes from April 14, 2021 Finance Committee Meeting** *(subject to any necessary changes)*
- 2. Total Compensation Study Contract Award** – A. Burroughs
- 3. ATS Installation Change Order No. 1** – A. Burroughs
- 4. Audit Services Contract Award** – L. Roberts
- 5. Leak Adjustment** – A. Burroughs

### **DISCUSSION**

- 1. Financial Statements Month End April 30, 2021** – F. Wilson

### **MEETING ADJOURNED**

*All citizens are invited to attend.  
There is a possibility of a quorum of Commissioners being present.*



**Brunswick-Glynn Joint Water & Sewer Commission**  
**1703 Gloucester Street, Brunswick, GA 31520**  
**Commission Meeting Room**  
**Wednesday, May 19, 2021 at 1:00 PM**

## **FACILITIES COMMITTEE MINUTES**

**PRESENT:**                      **Ben Turnipseed, Chairman**  
                                     **Bob Duncan, Commissioner**  
                                     **Charles Cook, Commissioner**  
                                     **Andrew Burroughs, Executive Director**

**ALSO PRESENT:**           **Charlie Dorminy, Legal Consultant**  
                                     **Todd Kline, Director of Engineering**  
                                     **Christa Free, Procurement Coordinator**

Chairman Turnipseed called the meeting to order at 1:00 PM.

Chairman Turnipseed provided the invocation.

### **PUBLIC COMMENT PERIOD**

There being no citizens that wished to address the Committee, Chairman Turnipseed closed the Public Comment Period.

### **APPROVAL**

#### **1. Minutes from Facilities Committee Meeting April 14, 2021**

Commissioner Duncan made a motion seconded by Commissioner Cook to approve the minutes from the Facilities Committee Meeting held on April 14, 2021. Motion carried 3-0-0.

#### **2. Sea Palms/Altama CIPP Change Order No. 1 – A. Burroughs**

Mr. Burroughs presented a change order from Inland Pipe Rehabilitation, contractor for Capital Project #2002 & #2003 IFB No. 20-008, CIPP Repairs Altama Avenue Corridor and Sea Palms Development to adjust the final completion date and contract amount for the project. The original completion date for the project was August 6, 2020 (150 days). The change order requested to update the actual final completion date to April 23, 2021 (410 days). The original contracted amount for the project was \$599,937.45, with the change order requesting to update the contracted amount to \$545,550.60, to account for liquidated damages 260 days over the contracted time, a deduction of \$54,550.60.

Commissioner Cook made a motion seconded by Commissioner Duncan to move that the Facilities Committee forward the above described Change Order #1 to the full Commission for approval. Motion carried 3-0-0.

### **3.      **ATS Installation Change Order #1 – A. Burroughs****

Mr. Burroughs presented a change order request for Automatic Transfer Switches for Portable Generators for the BGJWSC, a contract that was approved with Y-Delta, Inc at the April 15, 2021 full Commission meeting. After a conversation with GEMA, only 10 of the requested 22 transfer switches were approved for funding by GEMA to be approved at 85%. The initial contract was approve for 22 switches at a price of \$773,085.00. JWSC Staff prioritized the station sites based upon existing conditions and determined the stations selected for submission to GEMA for reimbursement. The reduction in scope did not impact the approval of the contract to Y-Delta, Inc. The new total cost of the switches and docking stations based on the bid from Y-Delta, Inc was reduced to \$324,507.00. FEMA will reimburse 75%, and GEMA will reimburse 10% of the cost, leaving JWSC's portion of the project at \$48, 676.05. Mr. Burroughs explained to the Committee that additional funding for the 12 installations not included in this change order and the additional 67 locations requested will be considered by FEMA/GEMA after January 1, 2022.

Commissioner Duncan made a motion seconded by Commissioner Cook to move that the Facilities Committee recommend the full Commission approve the change order for ATS Installation from 22 installations to 10 installations as presented. Motion carried 3-0-0.

### **4.      **Infrastructure Dedication – T. Kline****

Mr. Kline presented infrastructure dedication for Brunswick Commons, a newly constructed apartment complex located at 3470 Coral Park Drive, and consisting of an office, clubhouse, and four three-story apartment buildings. The owner of record submitted legal documentation to define and execute the dedication of a water main easement to facilitate connection to the adjacent JWSC distribution system. The Committee had concerns about why the line for this property was kept as a private system and if it could be made public. Mr. Kline said that the Planning/Construction division would look into this suggestion.

Commissioner Cook made a motion seconded by Commission Duncan to move that the Facilities Committee recommend to defer Infrastructure Dedication to the next Facilities Committee Meeting. Motion carried 3-0-0

## **DISCUSSION**

### **1.      **Wastewater Flow Reports – A. Burroughs****

Mr. Burroughs reviewed the Wastewater Flow Reports with the Commissioners. This report contains data regarding the influent and effluent flows, concentration of elements and chemicals, plant capacity, etc. The influent flow at Academy Creek was at 6.4 and the effluent flow was 6.5, with the plant operating at 48% of its capacity. The influent flow at Dunbar Creek was at 2.6 and the effluent flow was 3.2, with the plant operating at 80% capacity. The influent flow at South Port was at 0.414 and the effluent flow was at 0.424, with the plant operating at 28% capacity. JWSC's wastewater treatment plants are operating very well and are within permit limits. Chairman Turnipseed inquired as to the cost of a new sludge dryer installed at Academy Creek. Mr. Burroughs explained that it was initially thought that this option was cost prohibitive, but will re-evaluate due to continuing problems with the dryer.


### **2.      **Project Report – T. Kline / A. Burroughs****


Mr. Kline gave an update on the Project Report for projects currently in process. The Commissioners were provided with a packet containing: the Capital Project Report Spreadsheet, Capital Project Photographs, the Capital Project Gantt Chart of project timelines, and also the Earned Value Analysis

Report. Mr. Kline and Mr. Burroughs thoroughly presented the update by discussing each project along with excellent photographs and descriptive details.

There being no further Committee business, Chairman Turnipseed adjourned the meeting at 2:58 p.m.

Attest:

  
Christa Free  
Procurement Coordinator

  
G. Ben Turnipseed, Chairman



# ***Brunswick-Glynn***

## ***Joint Water and Sewer Commission***

### ***Memorandum***

---

**To:** Finance Committee  
**From:** Andrew Burroughs, Executive Director  
**Date:** Wednesday, May 19, 2021  
**Re:** APPROVAL – Total Compensation Study Contract Award

---

#### **Background**

Past JWSC compensation studies have focused strictly on the organization's pay plan with no emphasis on benefits provided. The JWSC wishes to review the existing pay plan as well as the value of benefits provided to staff members to ensure internal and external equity among different job classifications as well as remain competitive in the recruitment of staff members. The study will also consider the FLSA status of each job classification.

#### **Staff Report**

The Joint Water and Sewer Commission released Request for Proposal No. 21-020 Professional Services for Total Compensation Study on Friday, April 9, 2021. The following three (3) tasks/deliverables were outlined in the RFP:

- Deliverable 1 – Job Classification and Compensation Plan
- Deliverable 2 – Information Meetings (Project Inception) and Presentation of Findings
- Deliverable 3 – Implementation Plan

Three (3) proposals were received on Tuesday, May 4, 2021, and evaluated by JWSC staff members based on the following criteria and weighting:

- Experience & Qualifications (20 pts)
- Project Plan, Methodology, and Philosophy (40 pts)
- Proposed Project Schedule (25 pts)
- Pricing (15 pts)

A scoring matrix is attached. Pricing of the proposals ranged from a low of \$24,500.00 to a high of \$76,510.00.

#### **Funding Source**

This study will be funded from the Office of the Director's Technical Services Budget.

#### **Recommended Action**

JWSC staff recommends awarding a contract to Evergreen Solutions, Inc. to complete the tasks outlined in the RFP in the amount of \$24,500.00.

#### **Recommended Motion**

***"I move that the Finance Committee recommend awarding a contract for the 2021 Total Compensation Study to Evergreen Solutions, Inc. in the amount of \$24,500.00."***

#### **Enclosures**

Evaluation Scoring Matrix

Professional Services for Total Compensation Study for the BGJWSC RFP No. 21-020		Evergreen Solutions, LLC		Gallagher Human Resources & Compensation Consulting		Management Advisory Group International, Inc.	
Evaluation Criteria	Possible Points	#1	#2	#1	#2	#1	#2
<i>Experience &amp; Qualifications</i>	20	15	20	20	14	18	16
<i>Project Plan, Methodology, &amp; Philosophy</i>	40	38	32	36	33	36	28
<i>Proposed Project Schedule</i>	25	23	25	20	20	25	22
<i>Pricing</i>	15	15	15	5	5	10	10
TOTAL	AVERAGE SCORE	91.5		76.5		82.5	



# *Brunswick-Glynn*

## *Joint Water and Sewer Commission*

### *Memorandum*

---

**To:** Finance Committee  
**From:** Andrew Burroughs, Executive Director  
**Date:** Wednesday, May 19, 2021  
**Re:** APPROVAL – ATS Installation Change Order No. 1

---

#### **Background**

The JWSC awarded a contract on April 14, 2021 to Y-Delta Inc. in the amount of \$773,085.00 for the installation of 22 automatic transfer switches at pump station sites. At time of contract award, staff alerted the Commission that a budget adjustment would be necessary from FEMA/GEMA to proceed with the project. Following up with GEMA, it was determined that there would not be a sufficient adjustment to fund the entire project. GEMA now indicates that 10 of the installations may be funded and reimbursed up to 85%. Staff prioritized the station sites based upon existing conditions and determined the stations selected for submission to GEMA for reimbursement. Staff has confirmed that the reduction in scope does not impact which contractor is low bid for the project.

#### **Staff Report**

The requested change order is to reduce the scope of work awarded to Y-Delta Inc. to installation of the 10 automatic transfer switches and docking stations. The total cost of the installation based on the bids received is \$324,507.00. With FEMA reimbursing 75% and GEMA reimbursing 10% of the installation cost, the JWSC's share of the cost will be \$48,676.05. If the JWSC elected to self-fund the additional 12 transfer switch installation, the JWSC share would be \$497,254.05. Additional funding for the 12 installations not included in this change order and the additional 67 locations requested will be considered by FEMA/GEMA after January 1, 2022.

#### **Recommended Action**

Staff recommends that the Finance Committee forward the recommendation for approval of Change Order No. 1 with Y-Delta Inc. for installation of ten (10) automatic transfer switches at lift station sites in the amount of \$324,507.00.

#### **Recommended Motion**

***"I move that the Finance Committee recommend approving Change Order No. 1 to the Automatic Transfer Switch Installation Project for the installation of ten (10) automatic transfer switches to Y-Delta Inc. in the amount of \$324,507.00."***

#### **Enclosures**

Updated Bid Tab

**Brunswick-Glynn Joint Water & Sewer Commission**  
**IFB No. 21-018**  
**Automatic Transfer Switches for JWSC Lift Stations - Change Order No. 1**

					Original Bid		Change Order No. 1	
Item	Lift Station	Address	Quantity	Units	Unit Price	Total	Unit Price	Total
1	2001	350 Lord Avenue, St. Simons Island	1	LS	\$ 28,200.00	\$ 28,200.00	\$ -	\$ -
2	2002	440 Arnold Road, St. Simons Island	1	LS	\$ 28,226.00	\$ 28,226.00	\$ -	\$ -
3	2005	117 Worthing Road, St. Simons Island	1	LS	\$ 28,772.00	\$ 28,772.00	\$ 28,772.00	\$ 28,772.00
4	2008	10 Black Banks Drive, St. Simons Island	1	LS	\$ 28,486.00	\$ 28,486.00	\$ 28,486.00	\$ 28,486.00
5	2011	556 Windward Drive, St. Simons Island	1	LS	\$ 28,767.00	\$ 28,767.00	\$ 28,767.00	\$ 28,767.00
6	2013	1602 East Beach Causeway, St. Simons Island	1	LS	\$ 28,767.00	\$ 28,767.00	\$ -	\$ -
7	2022	225 Dunbarton Road, St. Simons Island	1	LS	\$ 28,634.00	\$ 28,634.00	\$ 28,634.00	\$ 28,634.00
8	2033	2913 Lawrence Road, St. Simons Island	1	LS	\$ 36,998.00	\$ 36,998.00	\$ -	\$ -
9	2039	130 Rosemont Street, St. Simons Island	1	LS	\$ 28,220.00	\$ 28,220.00	\$ -	\$ -
10	2056	1305 Lawrence Road, St. Simons Island	1	LS	\$ 28,208.00	\$ 28,208.00	\$ 28,208.00	\$ 28,208.00
11	2062	119 Marshes Edge Lane, St. Simons Island	1	LS	\$ 28,362.00	\$ 28,362.00	\$ 28,362.00	\$ 28,362.00
12	4006	3700 Altama Avenue, Brunswick	1	LS	\$ 49,358.00	\$ 49,358.00	\$ -	\$ -
13	4015	4000 Riverside Drive, Brunswick	1	LS	\$ 28,362.00	\$ 28,362.00	\$ -	\$ -
14	4016	209 Norman Street, Brunswick	1	LS	\$ 28,362.00	\$ 28,362.00	\$ 28,362.00	\$ 28,362.00
15	4021	4727 Altama Avenue, Brunswick	1	LS	\$ 26,200.00	\$ 26,200.00	\$ 26,200.00	\$ 26,200.00
16	4027	167 Stafford Avenue, Brunswick	1	LS	\$ 33,500.00	\$ 33,500.00	\$ -	\$ -
17	4028	101 Oscar Lane, Brunswick	1	LS	\$ 65,051.00	\$ 65,051.00	\$ -	\$ -
18	4035	3850 Ross Road, Brunswick	1	LS	\$ 49,358.00	\$ 49,358.00	\$ 49,358.00	\$ 49,358.00
19	4036	1253 B&W Grade Road, Brunswick	1	LS	\$ 49,358.00	\$ 49,358.00	\$ 49,358.00	\$ 49,358.00
20	4039	150 Indigo Drive, Brunswick	1	LS	\$ 43,250.00	\$ 43,250.00	\$ -	\$ -
21	4048	3983 Darien Highway, Brunswick	1	LS	\$ 48,896.00	\$ 48,896.00	\$ -	\$ -
22	4127	101 River Ridge Road, Brunswick	1	LS	\$ 29,750.00	\$ 29,750.00	\$ -	\$ -
<b>TOTAL</b>					<b><u>\$773,085.00</u></b>		<b><u>\$324,507.00</u></b>	





# ***Brunswick-Glynn***

## ***Joint Water and Sewer Commission***

### ***Memorandum***

---

**To:** Finance Committee  
**From:** LaDonnah Roberts, Deputy Executive Director  
**Date:** Wednesday, May 19, 2021  
**Re:** Audit Services Contract

---

#### **Background**

The JWSC issued Request for Proposal No. 21-022 for Auditing Services on March 19, 2021. The period of performance for the services is an initial year for fiscal year ended June 30, 2021 with two options of one year each. Proposal due date was April 20, 2021.

#### **Staff Report**

Mauldin & Jenkins, CPAs & Advisors submitted a responsive bid in the amount of \$19,900 for each of the three periods.

#### **Recommended Action**

Staff recommends that the Finance Committee recommend the JWSC Commission approve engaging the accounting firm of Mauldin & Jenkins to perform the financial audit of Brunswick-Glynn Joint Water and Sewer Commission for the fiscal year ending June 30, 2021 with (2) one-year options at a cost of nineteen thousand, nine hundred dollars (\$19,900) per period.

#### **Recommended Motion**

***“I move that the Finance Committee recommend that the full Commission approve a contract of one year with two one-year options with Mauldin & Jenkins, CPA’s for annual audit services in the amount of \$19,900 per year.”***



# *Brunswick-Glynn*

## *Joint Water and Sewer Commission*

### *Memorandum*

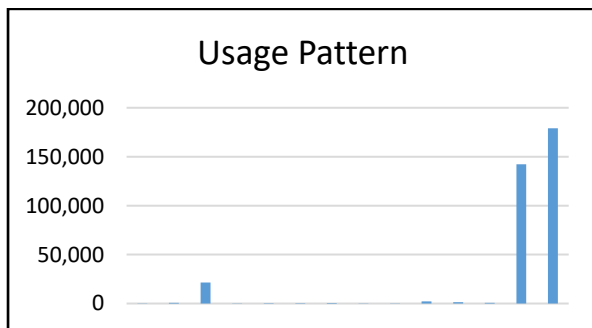
---

**To:** Finance Committee  
**From:** Andrew Burroughs, Executive Director  
**Date:** Wednesday, May 19, 2021  
**Re:** Approval – Leak Adjustment

---

**Background:**

The City of Brunswick requested a leak adjustment due to a water leak at the Roosevelt Lawrence Youth Center. Mr. City staff have repaired the leak and usage has returned to normal levels. Section 22-63(g) of the City of Brunswick Ordinances requires any leak adjustment totaling \$2,000 or more to be presented to the Commission for final approval.



Month	Usage	Ratio to Normal
Previous 12 Month Average	2,403	1.0
January 2021	179,120	74.5
February 2021	142,350	59.2

**Staff Report**

Staff has reviewed this request for a leak adjustment and determined that it should be granted to the customer. The calculated amount of the leak adjustment is \$2,003.90 for the City of Brunswick. The leak adjustment forms and supporting documentation are attached.

**Recommended Action**

Staff recommends approving the leak adjustment in the amount of \$2,003.90 for the City of Brunswick.

**Recommended Motion**

*“I move that the Finance Committee recommend the full Commission approve the leak adjustment in the amount of \$2,003.90 to the account of the City of Brunswick as presented.”*

**Enclosures**

Leak Adjustment Request

JWSC Water & Sewer Leak Adjustment

Customer #: 120085601  
 Name: CITY OF BRUNSWICK  
 Problem: Billing Adjustment  
 Service Type: Water And Sewer  
 Location: BRUNSWICK DIST 9  
 Address: 1109 H ST  
 Address: BRUNSWICK GA, 31520

- ☒ Leak on Customers Property  
☐ Filled Pool  
☐ Opened Account - Late  
☒ Average Consumption  
☐ Other (Specify)  
☐ Adjustment  
☐ Charge To Account

Name: CITY OF BRUNSWICK

Average Readings:	
Month	Actual Usage
Twelve Month's Prior History	
12/17/2020	260
11/20/2020	770
10/19/2020	21460
09/18/2020	260
08/19/2020	440
07/20/2020	350
06/18/2020	550
05/20/2020	260
04/18/2020	260
03/18/2020	2150
02/20/2020	1320
01/21/2020	750
	28,830
12 Mth. Average:	2403
2 Times 12 Month Average	4805
If line 30 is less than leak no adjustment	
Months with Leak:	
02/22/2021	142350
01/21/2021	179120
Month Adjustment Breakdown	
02/22/2021	(\$812.59)
01/21/2021	(\$1,034.14)
	(\$1,846.73)
Entered By:	Acct. No.: Transaction Code:
	120085601 Leak Adjustment

Adjustment Calculations:			
Rate Year	Usage		Adjustment
FY2021	0		(\$1,846.73)
Late Fees			\$ (157.17)
Adjustment Amount			\$ (2,003.90)
Notes: Half the Leak Total			
02/22/2021	69974		
01/21/2021	88359		
Adjust-ment Amt.	+ or -	Description	
\$ (2,003.90)	-	Leak 01/21/21-02/22/2021	

Prepared By: DENISE PINKNEY

Date: 5/10/2021

Approved By:

Date:

Entered By:

Date:

# Billing History Report

Name CITY OF BRUNSWICK  
 Atcount# 120085601  
 Service Type Water at Service Location 1109 H ST  
 From: 01/21/2020  
 To: 05/10/2021

Bill Date	Bill Days	Consumption	Total Charges
01/22/2020	27	750.0000	0.00
02/21/2020	30	1,320.0000	0.69
03/19/2020	27	2,150.0000	2.48
04/20/2020	32	260.0000	0.00
05/21/2020	31	260.0000	0.00
06/18/2020	28	550.0000	0.00
07/21/2020	33	350.0000	0.00
08/20/2020	30	440.0000	0.00
09/21/2020	32	260.0000	0.00
10/20/2020	29	21,460.0000	69.84
11/20/2020	31	770.0000	0.00
12/18/2020	28	260.0000	0.00
01/22/2021	35	179,120.0000	750.93
02/23/2021	32	142,350.0000	592.08
03/22/2021	27	7,010.0000	16.64
04/20/2021	29	4,150.0000	7.64
<b>Totals</b>	<b>481</b>	<b>361,460.0000</b>	<b>1,440.30</b>
<b>Averages</b>		<b>22,591.2500</b>	<b>90.02</b>

# Billing History Report

Name CITY OF BRUNSWICK  
 Account# 120085601  
 Service Type Sewer at Service Location 1109 H ST  
 From: 01/21/2020  
 To: 05/10/2021

Bill Date	Bill Days	Consumption	Total Charges
01/22/2020	27	750.0000	0.00
02/21/2020	30	1,320.0000	2.47
03/19/2020	27	2,150.0000	8.89
04/20/2020	32	260.0000	0.00
05/21/2020	31	260.0000	0.00
06/18/2020	28	550.0000	0.00
07/21/2020	33	350.0000	0.00
08/20/2020	30	440.0000	0.00
09/21/2020	32	260.0000	0.00
10/20/2020	29	21,460.0000	158.16
11/20/2020	31	770.0000	0.00
12/18/2020	28	260.0000	0.00
01/22/2021	35	179,120.0000	1,376.87
02/23/2021	32	142,350.0000	1,092.64
03/22/2021	27	7,010.0000	46.46
04/20/2021	29	4,150.0000	24.35
<b>Totals</b>	<b>481</b>	<b>361,460.0000</b>	<b>2,709.84</b>
<b>Averages</b>		<b>22,591.2500</b>	<b>169.37</b>



**How doers  
get more done.**

200 ALTAMA CONNECTOR  
BRUNSWICK, GA 31520 (912)264-2025

0141 00007 67210 11/18/20 10:15 AM  
SALE CASHIER JUSTIN

020352625348 20G 6 EWH <A> 325.00  
20GAL/2000W ELEC PERF POU W/H  
0000-210-095 5YR HDPP <B,U> 69.00  
5YR HDPP

SUBTOTAL 394.00  
SALES TAX 23.64  
TOTAL \$417.64

XXXXXXXXXXXX0702 MASTERCARD  
AUTH CODE 01853C/5070889  
Chip Read  
AID A0000000041010  
USD\$ 417.64  
TA  
MASTERCARD

P.O.#/JOB NAME: CITY BRUNSWICK  
<U> - NON-DISCOUNTABLE ITEM

0141 11/18/20 10:15 AM



0141 07 67210 11/18/2020 9123

RETURN POLICY DEFINITIONS  
POLICY ID DAYS POLICY EXPIRES ON  
A 1 180 05/17/2021  
B 9 90 02/16/2021

Due to COVID-19, we have extended our  
returns policy for most items.  
Please see [homedepot.com](https://www.homedepot.com) for details.

\*\*\*\*\*  
**DID WE NAIL IT?**

Take a short survey for a chance TO WIN  
A \$5,000 HOME DEPOT GIFT CARD

Opine en español

[www.homedepot.com/survey](https://www.homedepot.com/survey)

User ID: H89 134850 134716  
PASSWORD: 20568 134709

Entries must be completed within 14 days  
of purchase. Entrants must be 18 or  
older to enter. See complete rules on  
website. No purchase necessary.



PAINT



# CENTRAL HARDWARE

NORWICH & "H" STREETS

P. O. BOX 1534

"The Store of 10,000 Items"

BRUNSWICK, GEORGIA 31520

PHONE 265-3510  
AND  
PHONE 265-3517

J. O. SHAW

Customer's Order No. \_\_\_\_\_ Date \_\_\_\_\_ 20\_\_

Name

City of Bwk

Address

H Street

SOLD BY CASH C.O.D. CHARGE ON ACCT. MDSE. RETD. PAID OUT

QUAN.	DESCRIPTION	PRICE	AMOUNT
2	3/4" galv elbow	259	5 18
2	1/2" dresser coupling pvc	149	2 98
1	3/4" cpvc dresser coupling		4 99
3	3/4" cpvc elbows	70	2 10
4	1/2" pvc elbow	40	1 60
1	1/2" pvc cut off		2 89
2	reducer	49	98
1	female coupling		55
1	male "		60
1	3/4 x 10 galv. nipple		3 99
1	brass female cpvc		8 69
1	cpvc cement		3 79
1	purpose cement		3 39
1	stick 1/2" cpvc		4 29
2	stick 3/4" cpvc		6 99

All claims and returned goods MUST be accompanied by this bill.

46397

Received  
By

TAX 53 01

TOTAL 101 530

total 4771



**Brunswick-Glynn County Joint  
Water and Sewer Commission**

1703 Gloucester Street  
Brunswick, GA 31520  
www.bgjwsc.org (912) 261-7100

**Utility Service Bill**



CITY OF BRUNSWICK  
P O BOX 550  
BRUNSWICK GA 31521-0550

6100  
6130  
53120

Account Number	Bill Date
120085601	01/22/2021
Billing Service Period	
12/18/2020 TO 01/22/2021	
Service Address	
1109 H ST BRUNSWICK, GA 31520	

Service	Prior Reading	Current Reading	Consumption	Service Amount
Balance Forward				\$88.54
Payments				\$0.00
Water	2,287,490	2,466,610	179,120	\$750.93
Sewer				\$1,376.87 -
Base Charge - Sewer				\$13.06
Sewer REU Fees				\$38.99
Base Charge - Water				\$7.60
Water REU Fees				\$15.89
4" Fire Protection				\$13.00
Late Charge				\$1.33
<b>CURRENT CHARGES</b>				<b>\$2,217.67</b>
FOR BILLING INQUIRIES PLEASE CALL (912) 261-7100 BETWEEN 8:00 A.M. AND 5:00 P.M.				<b>TOTAL AMOUNT DUE BY 02/11/2021 \$2,306.21</b>

Please visit <https://bgjwsc.org/donations> to discover ways that you can help those in critical financial need.

RETAIN THIS PORTION FOR YOUR RECORDS

**PAYMENT METHODS**

- ☐ Check made payable to JWSC  
☐ Money Order made payable to JWSC

**RETURN THIS PORTION OF BILL WITH PAYMENT. DO NOT SEND CASH.**  
Make Check Payable To: JWSC

Payment must be RECEIVED, NOT POSTMARKED, by the due date to avoid a late payment charge.



**Brunswick-Glynn County Joint  
Water and Sewer Commission**

1703 Gloucester Street  
Brunswick, GA 31520  
www.bgjwsc.org (912) 261-7100

Account Number		
120085601		
TOTAL AMOUNT DUE BY	02/11/2021	\$2,306.21
PAYMENT AMOUNT ENCLOSED		

Please remit full payment of this bill by due date.

CITY OF BRUNSWICK  
PO BOX 550  
BRUNSWICK GA 31521-0550

Brunswick-Glynn County Joint  
Water and Sewer Commission  
P.O. Box 628396  
Orlando, FL 32862-8396



7012008560100002306219

000121 01/27/2021 1271000 505862/21/505862 202020



## Denise Pinkney

---

**From:** Jay Sellers  
**Sent:** Friday, May 7, 2021 12:38 PM  
**To:** Denise Pinkney  
**Subject:** Fwd: Water Bill  
**Attachments:** 1446\_001.pdf

Good afternoon, Denise,

Please get this process started and give Mr. Bravo an update.

Sincerely,

Jay Sellers  
Director of Administration  
Brunswick-Glynn County  
Joint Water & Sewer Commission  
1703 Gloucester St  
Brunswick, GA 31520  
Office: 912.261.7123  
Fax: 912.261.7178  
Email: jsellers@bgjwsc.org

Please rate our service to you today using our survey: <https://www.bgjwsc.org/survey/> and Google Reviews: <https://g.page/BGJWSC/review>

Have you signed up to receive our emergency notifications regarding service outages or boil water advisories? Please click here to subscribe: <http://www.bgjwsc.org/subscribe-to-updates/>

---

**From:** Andrew Burroughs <ABurroughs@bgjwsc.org>  
**Sent:** Thursday, May 6, 2021 10:59:30 AM  
**To:** Jay Sellers <JSellers@bgjwsc.org>  
**Subject:** FW: Water Bill

I don't see any leak adjustment requests in the system for this, but seems like an open and shut leak case here. Can you follow up with David Bravo (email in thread) and get this processed for the City? Assuming of course it was an actual leak. Last two months bills appear to be a bit above average but nothing excessive.

Thanks,

Andrew

**From:** Regina McDuffie <rmcduffie@cityofbrunswick-ga.gov>  
**Sent:** Thursday, May 6, 2021 8:46 AM  
**To:** Andrew Burroughs <ABurroughs@bgjwsc.org>  
**Subject:** FW: Water Bill

Hi Andrew,

I hope all is well with the water system. The Mayor mentioned that you all inquired about the city's plans for the ARPA funds. Give me a call to discuss it.

On another note, attached is billing and information regarding a water breach at the City's Roosevelt Lawrence Youth Center. The Center Coordinator stated that he had submitted paperwork for an adjustment to be made to the billing which required a 60 to 90 day processing period. The normal bill is approximately \$90.00 per month. I would like to know how this is handled and if any additional consideration can be given to the city account. Please advise or direct me to the proper personnel for handling. Your attention and consideration is appreciated. Please let me know if you have any questions. RMM

P.S. The water tower on Prince looks great!!

*Regards,*

***Regina M. McDuffie, City Manager***

City of Brunswick

601 Gloucester Street

Brunswick, Georgia 31520

Ph: (912) 267-5500

Fax: (912) 267-5549

[rmcduffie@cityofbrunswick-ga.gov](mailto:rmcduffie@cityofbrunswick-ga.gov)



**From:** David Bravo <[dbravo@cityofbrunswick-ga.gov](mailto:dbravo@cityofbrunswick-ga.gov)>

**Sent:** Wednesday, May 05, 2021 11:43 AM

**To:** Regina McDuffie <[rmcduffie@cityofbrunswick-ga.gov](mailto:rmcduffie@cityofbrunswick-ga.gov)>

**Subject:** RE: Water Bill

Please find the attached receipt for the purchase of a water heater, parts and p/d water bill.

Regards,  
David

**From:** Regina McDuffie <[rmcduffie@cityofbrunswick-ga.gov](mailto:rmcduffie@cityofbrunswick-ga.gov)>

**Sent:** Tuesday, May 4, 2021 10:15 PM

**To:** David Bravo <[dbravo@cityofbrunswick-ga.gov](mailto:dbravo@cityofbrunswick-ga.gov)>

**Subject:** RE: Water Bill

What paperwork was submitted? Please send me a copy of the bill. RMM

*Regards,*

**Regina M. McDuffie, City Manager**

City of Brunswick, GA

601 Gloucester St.  
Brunswick, GA 31520

Phone (912) 267-5500  
Email [rmcduffie@cityofbrunswick-ga.gov](mailto:rmcduffie@cityofbrunswick-ga.gov)

**From:** David Bravo <[dbravo@cityofbrunswick-ga.gov](mailto:dbravo@cityofbrunswick-ga.gov)>  
**Sent:** Tuesday, May 4, 2021 9:38 AM  
**To:** Regina McDuffie <[rmcduffie@cityofbrunswick-ga.gov](mailto:rmcduffie@cityofbrunswick-ga.gov)>  
**Subject:** FW: Water Bill

FYI.

**From:** Langston Gamble <[lgamble@cityofbrunswick-ga.gov](mailto:lgamble@cityofbrunswick-ga.gov)>  
**Sent:** Tuesday, May 4, 2021 9:34 AM  
**To:** David Bravo <[dbravo@cityofbrunswick-ga.gov](mailto:dbravo@cityofbrunswick-ga.gov)>  
**Subject:** RE: Water Bill

I submitted the paperwork you have to wait 60 to 90 days before you hear anything

**From:** David Bravo <[dbravo@cityofbrunswick-ga.gov](mailto:dbravo@cityofbrunswick-ga.gov)>  
**Sent:** Friday, April 30, 2021 10:50 AM  
**To:** Langston Gamble <[lgamble@cityofbrunswick-ga.gov](mailto:lgamble@cityofbrunswick-ga.gov)>  
**Subject:** Water Bill

Please give me an update about the water bill. Thanks.

Regards,

David Bravo  
CDBG - Grants Program Specialist  
Neighborhood and Community Services  
City of Brunswick  
912.267.5584  
@citybwkga

JWSC Water & Sewer Leak Adjustment

Customer #: 120085601  
 Name: CITY OF BRUNSWICK  
 Problem: Billing Adjustment  
 Service Type: Water And Sewer  
 Location: BRUNSWICK DIST 9  
 Address: 1109 H ST  
 Address: BRUNSWICK GA, 31520

- ☒ Leak on Customers Property  
☐ Filled Pool  
☐ Opened Account - Late  
☒ Average Consumption  
☐ Other (Specify)  
☐ Adjustment  
☐ Charge To Account

Name: CITY OF BRUNSWICK

Average Readings:	
Month	Actual Usage
Twelve Month's Prior History	
12/17/2020	260
11/20/2020	770
10/19/2020	21460
09/18/2020	260
08/19/2020	440
07/20/2020	350
06/18/2020	550
05/20/2020	260
04/18/2020	260
03/18/2020	2150
02/20/2020	1320
01/21/2020	750
	28,830
12 Mth. Average:	2403
2 Times 12 Month Average	4805
If line 30 is less than leak no adjustment	
Months with Leak:	
02/22/2021	142350
01/21/2021	179120
Month Adjustment Breakdown	
02/22/2021	(\$812.59)
01/21/2021	(\$1,034.14)
	(\$1,846.73)
Entered By:	Acct. No.: Transaction Code:
	120085601 Leak Adjustment

Adjustment Calculations:			
Rate Year	Usage		Adjustment
FY2021	0		(\$1,846.73)
Late Fees			\$ (157.17)
Adjustment Amount			\$ (2,003.90)
Notes: Half the Leak Total			
02/22/2021	69974		
01/21/2021	88359		
Adjust-ment Amt.	+ or -	Description	
\$ (2,003.90)	-	Leak 01/21/21-02/22/2021	

Prepared By: DENISE PINKNEY

Date: 5/10/2021

Approved By:

Date:

Entered By:

Date:

# Billing History Report

Name CITY OF BRUNSWICK  
 Atcount# 120085601  
 Service Type Water at Service Location 1109 H ST  
 From: 01/21/2020  
 To: 05/10/2021

Bill Date	Bill Days	Consumption	Total Charges
01/22/2020	27	750.0000	0.00
02/21/2020	30	1,320.0000	0.69
03/19/2020	27	2,150.0000	2.48
04/20/2020	32	260.0000	0.00
05/21/2020	31	260.0000	0.00
06/18/2020	28	550.0000	0.00
07/21/2020	33	350.0000	0.00
08/20/2020	30	440.0000	0.00
09/21/2020	32	260.0000	0.00
10/20/2020	29	21,460.0000	69.84
11/20/2020	31	770.0000	0.00
12/18/2020	28	260.0000	0.00
01/22/2021	35	179,120.0000	750.93
02/23/2021	32	142,350.0000	592.08
03/22/2021	27	7,010.0000	16.64
04/20/2021	29	4,150.0000	7.64
<b>Totals</b>	<b>481</b>	<b>361,460.0000</b>	<b>1,440.30</b>
<b>Averages</b>		<b>22,591.2500</b>	<b>90.02</b>

# Billing History Report

Name CITY OF BRUNSWICK  
 Account# 120085601  
 Service Type Sewer at Service Location 1109 H ST  
 From: 01/21/2020  
 To: 05/10/2021

Bill Date	Bill Days	Consumption	Total Charges
01/22/2020	27	750.0000	0.00
02/21/2020	30	1,320.0000	2.47
03/19/2020	27	2,150.0000	8.89
04/20/2020	32	260.0000	0.00
05/21/2020	31	260.0000	0.00
06/18/2020	28	550.0000	0.00
07/21/2020	33	350.0000	0.00
08/20/2020	30	440.0000	0.00
09/21/2020	32	260.0000	0.00
10/20/2020	29	21,460.0000	158.16
11/20/2020	31	770.0000	0.00
12/18/2020	28	260.0000	0.00
01/22/2021	35	179,120.0000	1,376.87
02/23/2021	32	142,350.0000	1,092.64
03/22/2021	27	7,010.0000	46.46
04/20/2021	29	4,150.0000	24.35
<b>Totals</b>	<b>481</b>	<b>361,460.0000</b>	<b>2,709.84</b>
<b>Averages</b>		<b>22,591.2500</b>	<b>169.37</b>



**How doers  
get more done.**

200 ALTAMA CONNECTOR  
BRUNSWICK, GA 31520 (912)264-2025

0141 00007 67210 11/18/20 10:15 AM  
SALE CASHIER JUSTIN


020352625348 20G 6 EWH <A> 325.00  
20GAL/2000W ELEC PERF POU W/H  
0000-210-095 5YR HDPP <B,U> 69.00  
5YR HDPP

SUBTOTAL 394.00  
SALES TAX 23.64  
TOTAL \$417.64

XXXXXXXXXXXX0702 MASTERCARD  
AUTH CODE 01853C/5070889  
Chip Read  
AID A0000000041010  
USD\$ 417.64  
TA  
MASTERCARD

P.O.#/JOB NAME: CITY BRUNSWICK  
<U> - NON-DISCOUNTABLE ITEM

0141 11/18/20 10:15 AM



0141 07 67210 11/18/2020 9123

RETURN POLICY DEFINITIONS		
POLICY ID	DAYS	POLICY EXPIRES ON
A	1	180 05/17/2021
B	9	90 02/16/2021

Due to COVID-19, we have extended our  
returns policy for most items.  
Please see [homedepot.com](https://www.homedepot.com) for details.

\*\*\*\*\*  
**DID WE NAIL IT?**

Take a short survey for a chance TO WIN  
A \$5,000 HOME DEPOT GIFT CARD

Opine en español

[www.homedepot.com/survey](https://www.homedepot.com/survey)

User ID: H89 134850 134716  
PASSWORD: 20568 134709

Entries must be completed within 14 days  
of purchase. Entrants must be 18 or  
older to enter. See complete rules on  
website. No purchase necessary.



PAINT



# CENTRAL HARDWARE

NORWICH & "H" STREETS

P. O. BOX 1534

"The Store of 10,000 Items"

BRUNSWICK, GEORGIA 31520

PHONE 265-3510  
AND  
PHONE 265-3517

J. O. SHAW

Customer's Order No. _____		Date _____ 20__	
Name _____		City of Bwk	
Address _____		H Street	
SOLD BY	CASH	C.O.D.	CHARGE
			ON ACCT.
			MDSE. RETD.
			PAID OUT
QUAN.	DESCRIPTION	PRICE	AMOUNT
2	3/4" galv elbow	259	5 18
2	1/2" dresser coupling pvc	149	2 98
1	3/4" cpvc dresser coupling		4 99
3	3/4" cpvc elbows	70	2 10
4	1/2" pvc elbow	40	1 60
1	1/2" pvc cut off		2 89
2	reducer	49	98
1	female coupling		55
1	male "		60
1	3/4 x 10 galv. nipple		3 99
1	brass female cpvc		8 69
1	cpvc cement		3 79
1	purpose cement		3 39
1	stick 1/2" cpvc		4 29
2	stick 3/4" cpvc		6 99
All claims and returned goods MUST be accompanied by this bill.		TAX	53 01
46397	Received By _____	TOTAL	101 530

total 4771





**Brunswick-Glynn County Joint  
Water and Sewer Commission**

1703 Gloucester Street  
Brunswick, GA 31520  
www.bgjwsc.org (912) 261-7100

**Utility Service Bill**



CITY OF BRUNSWICK  
P O BOX 550  
BRUNSWICK GA 31521-0550

6100  
6130  
53120

Account Number	Bill Date
120085601	01/22/2021
Billing Service Period	
12/18/2020 TO 01/22/2021	
Service Address	
1109 H ST BRUNSWICK, GA 31520	

Service	Prior Reading	Current Reading	Consumption	Service Amount
Balance Forward				\$88.54
Payments				\$0.00
Water	2,287,490	2,466,610	179,120	\$750.93
Sewer				\$1,376.87 -
Base Charge - Sewer				\$13.06
Sewer REU Fees				\$38.99
Base Charge - Water				\$7.60
Water REU Fees				\$15.89
4" Fire Protection				\$13.00
Late Charge				\$1.33
<b>CURRENT CHARGES</b>				<b>\$2,217.67</b>
FOR BILLING INQUIRIES PLEASE CALL (912) 261-7100 BETWEEN 8:00 A.M. AND 5:00 P.M.		<b>TOTAL AMOUNT DUE BY</b>	<b>02/11/2021</b>	<b>\$2,306.21</b>

Please visit <https://bgjwsc.org/donations> to discover ways that you can help those in critical financial need.

RETAIN THIS PORTION FOR YOUR RECORDS

**PAYMENT METHODS**

- ☐ Check made payable to JWSC  
☐ Money Order made payable to JWSC

**RETURN THIS PORTION OF BILL WITH PAYMENT. DO NOT SEND CASH.**  
Make Check Payable To: JWSC

Payment must be RECEIVED, NOT POSTMARKED, by the due date to avoid a late payment charge.



**Brunswick-Glynn County Joint  
Water and Sewer Commission**

1703 Gloucester Street  
Brunswick, GA 31520  
www.bgjwsc.org (912) 261-7100

Account Number		
120085601		
TOTAL AMOUNT DUE BY	02/11/2021	\$2,306.21
PAYMENT AMOUNT ENCLOSED		

Please remit full payment of this bill by due date.

CITY OF BRUNSWICK  
PO BOX 550  
BRUNSWICK GA 31521-0550

Brunswick-Glynn County Joint  
Water and Sewer Commission  
P.O. Box 628396  
Orlando, FL 32862-8396



7012008560100002306219

000121 01/27/2021 12721000 505862/21/505862 202201

## Denise Pinkney

---

**From:** Jay Sellers  
**Sent:** Friday, May 7, 2021 12:38 PM  
**To:** Denise Pinkney  
**Subject:** Fwd: Water Bill  
**Attachments:** 1446\_001.pdf

Good afternoon, Denise,

Please get this process started and give Mr. Bravo an update.

Sincerely,

Jay Sellers  
Director of Administration  
Brunswick-Glynn County  
Joint Water & Sewer Commission  
1703 Gloucester St  
Brunswick, GA 31520  
Office: 912.261.7123  
Fax: 912.261.7178  
Email: jsellers@bgjwsc.org

Please rate our service to you today using our survey: <https://www.bgjwsc.org/survey/> and Google Reviews: <https://g.page/BGJWSC/review>

Have you signed up to receive our emergency notifications regarding service outages or boil water advisories? Please click here to subscribe: <http://www.bgjwsc.org/subscribe-to-updates/>

---

**From:** Andrew Burroughs <ABurroughs@bgjwsc.org>  
**Sent:** Thursday, May 6, 2021 10:59:30 AM  
**To:** Jay Sellers <JSellers@bgjwsc.org>  
**Subject:** FW: Water Bill

I don't see any leak adjustment requests in the system for this, but seems like an open and shut leak case here. Can you follow up with David Bravo (email in thread) and get this processed for the City? Assuming of course it was an actual leak. Last two months bills appear to be a bit above average but nothing excessive.

Thanks,

Andrew

**From:** Regina McDuffie <rmcduffie@cityofbrunswick-ga.gov>  
**Sent:** Thursday, May 6, 2021 8:46 AM  
**To:** Andrew Burroughs <ABurroughs@bgjwsc.org>  
**Subject:** FW: Water Bill

Hi Andrew,

I hope all is well with the water system. The Mayor mentioned that you all inquired about the city's plans for the ARPA funds. Give me a call to discuss it.

On another note, attached is billing and information regarding a water breach at the City's Roosevelt Lawrence Youth Center. The Center Coordinator stated that he had submitted paperwork for an adjustment to be made to the billing which required a 60 to 90 day processing period. The normal bill is approximately \$90.00 per month. I would like to know how this is handled and if any additional consideration can be given to the city account. Please advise or direct me to the proper personnel for handling. Your attention and consideration is appreciated. Please let me know if you have any questions. RMM

P.S. The water tower on Prince looks great!!

*Regards,*

***Regina M. McDuffie, City Manager***

City of Brunswick  
601 Gloucester Street  
Brunswick, Georgia 31520  
Ph: (912) 267-5500  
Fax: (912) 267-5549  
[rmcduffie@cityofbrunswick-ga.gov](mailto:rmcduffie@cityofbrunswick-ga.gov)



**From:** David Bravo <[dbravo@cityofbrunswick-ga.gov](mailto:dbravo@cityofbrunswick-ga.gov)>  
**Sent:** Wednesday, May 05, 2021 11:43 AM  
**To:** Regina McDuffie <[rmcduffie@cityofbrunswick-ga.gov](mailto:rmcduffie@cityofbrunswick-ga.gov)>  
**Subject:** RE: Water Bill

Please find the attached receipt for the purchase of a water heater, parts and p/d water bill.

Regards,  
David

**From:** Regina McDuffie <[rmcduffie@cityofbrunswick-ga.gov](mailto:rmcduffie@cityofbrunswick-ga.gov)>  
**Sent:** Tuesday, May 4, 2021 10:15 PM  
**To:** David Bravo <[dbravo@cityofbrunswick-ga.gov](mailto:dbravo@cityofbrunswick-ga.gov)>  
**Subject:** RE: Water Bill

What paperwork was submitted? Please send me a copy of the bill. RMM

*Regards,*

**Regina M. McDuffie, City Manager**  
City of Brunswick, GA

601 Gloucester St.  
Brunswick, GA 31520

Phone (912) 267-5500  
Email [rmcduffie@cityofbrunswick-ga.gov](mailto:rmcduffie@cityofbrunswick-ga.gov)

**From:** David Bravo <[dbravo@cityofbrunswick-ga.gov](mailto:dbravo@cityofbrunswick-ga.gov)>  
**Sent:** Tuesday, May 4, 2021 9:38 AM  
**To:** Regina McDuffie <[rmcduffie@cityofbrunswick-ga.gov](mailto:rmcduffie@cityofbrunswick-ga.gov)>  
**Subject:** FW: Water Bill

FYI.

**From:** Langston Gamble <[lgamble@cityofbrunswick-ga.gov](mailto:lgamble@cityofbrunswick-ga.gov)>  
**Sent:** Tuesday, May 4, 2021 9:34 AM  
**To:** David Bravo <[dbravo@cityofbrunswick-ga.gov](mailto:dbravo@cityofbrunswick-ga.gov)>  
**Subject:** RE: Water Bill

I submitted the paperwork you have to wait 60 to 90 days before you hear anything

**From:** David Bravo <[dbravo@cityofbrunswick-ga.gov](mailto:dbravo@cityofbrunswick-ga.gov)>  
**Sent:** Friday, April 30, 2021 10:50 AM  
**To:** Langston Gamble <[lgamble@cityofbrunswick-ga.gov](mailto:lgamble@cityofbrunswick-ga.gov)>  
**Subject:** Water Bill

Please give me an update about the water bill. Thanks.

Regards,

David Bravo  
CDBG - Grants Program Specialist  
Neighborhood and Community Services  
City of Brunswick  
912.267.5584  
@citybwkga

**Brunswick-Glynn JWSC**  
**Balance Sheet**  
**June 30, 2020 and April 30, 2021**

	June 30, 2020	April 30, 2021
<b>CURRENT ASSETS</b>		
Cash and Cash Equivalents	4,294,095	1,695,038
Bond Sinking Fund	625,214	2,626,137
Accounts Receivable (Net of Allowance for Bad Debts of \$343,665 and \$201,999)	1,337,308	1,010,409
Intergovernmental Receivable	397,696	0
Interest Receivable	139,867	0
Unbilled Revenue	1,772,735	1,772,735
Prepaid Expenses	373,468	414,832
Inventory	1,125,565	1,172,753
<b>Total Current Assets</b>	10,065,948	8,691,904
<b>RESTRICTED CASH ACCOUNTS</b>		
JWSC Reserves	29,182,613	33,426,548
Capital Reserves	7,535,987	8,822,052
SPLOST Account	10,156,034	8,074,153
Trustee Held Funds	11,121	11,121
Customer Deposit Reserve	3,117,039	2,670,278
<b>Total Restricted Cash</b>	50,002,794	53,004,152
<b>CAPITAL ASSETS</b>		
Fixed Assets (Net of Depreciation of \$130,783,349 and \$135,790,458)	121,263,040	118,719,426
Construction In Progress	9,212,061	16,854,820
<b>Total Capital Assets</b>	130,475,101	135,574,246
<b>DEFERRED ASSETS</b>		
Total Deferred Pension Outflows	1,374,469	1,374,469
Deferred On 2010C Bond Refunding	1,221,055	1,098,593
	2,595,524	2,473,062
<b>TOTAL ASSETS</b>	<u>193,139,367</u>	<u>199,743,364</u>
<b>CURRENT LIABILITIES</b>		
Accounts Payable	925,337	647,047
Accrued Salaries and Vacation	713,408	367,307
Accrued Liabilities	55,612	31,751
Retainage Payable	299,595	444,428
Interest Payable	82,844	386,278
Short-Term Portion of Debt	2,399,636	2,413,767
<b>Total Current Liabilities</b>	4,476,432	4,290,578
<b>LONG-TERM DEBT</b>		
Long-Term Portion of Bond Payable	29,825,000	29,825,000
Long-Term Portion of Capital Leases	747,591	403,866
<b>Total Long-Term Debt</b>	30,572,591	30,228,866



**OTHER LIABILITIES**

Customer Deposits Payable	3,050,860	2,544,839
---------------------------	-----------	-----------

**NET PENSION LIABILITY**

Net Pension Liability	3,254,431	3,254,431
-----------------------	-----------	-----------

**TOTAL LIABILITIES**

	41,354,314	40,318,714
--	------------	------------

**NET POSITION**

Net Investment In Capital Assets	88,290,813	86,076,793
Restricted For Debt Service	636,335	2,637,258
Restricted For Capital Projects	46,874,634	50,322,753
Restricted Customer Deposits	3,117,039	2,670,278
Unrestricted	12,866,232	17,717,568
	151,785,053	159,424,650

**Net Investment In Capital Assets**

Capital Assets (Net of Depreciation)	121,263,040	118,719,426
Short-Term Portion of Debt	(2,399,636)	(2,413,767)
Long-Term Portion of Bond Payable	(29,825,000)	(29,825,000)
Long-Term Portion of Capital Leases	(747,591)	(403,866)
	88,290,813	86,076,793

**Restricted For Debt Service**

Bond Sinking Fund	625,214	2,626,137
Trustee Held Service Reserves	11,121	11,121
	636,335	2,637,258

**Restricted For Capital Projects**

R&R, Capital and Expansion Reserves	29,182,613	33,426,548
Capital Improvement Fees	7,535,987	8,822,052
SPLOST	10,156,034	8,074,153
	46,874,634	50,322,753

**Restricted Customer Deposits**

	3,117,039	2,670,278
--	-----------	-----------

**Unrestricted**

Total Assets	193,139,367	199,743,364
Less: Total Liabilities	(41,354,314)	(40,318,714)
Less: Total Restricted	(138,918,821)	(141,707,082)
	12,866,232	17,717,568

Brunswick-Glynn Joint Water and Sewer Commission  
Supplemental Schedule of Cash Balances

			Distribution of Funds			
		4/30/21 Balance	BB&T Overnight Cash	Investment Accounts	Held By Trustee	Cash
<b>Operating and Debt Service Cash Accounts</b>						
Cash and Cash Equivalents						
Revenue Deposit Account	Cash account with BB&T earning daily market interest. All JWSC cash receipts are deposited to this account and then transferred.	1,488,226	1,488,226			
General Checking Account		91,654	91,654			
Payroll Checking Account		10,209	10,209			
Group Insurance - UHC		100,949	100,949			
Change and Petty Cash Accounts		4,000				4,000
		<u>1,695,038</u>	<u>1,691,038</u>	<u>0</u>	<u>0</u>	<u>4,000</u>
Bond Sinking Fund	Funds held by US Bank for payment of next interest and/or principal to bondholders of the JWSC 2017 Revenue Bonds. Monthly deposits are made to this account by the JWSC. Interest is earned.	2,626,137			2,626,137	
<b>Elective Reserves Established by the JWSC Commission</b>						
Operating Reserve	Reserve established by the JWSC at the issuance of the 2010C Revenue Bonds. Originally targeted at 6 months of operating expenses, subsequently reduced to 4 months.	8,908,892	153,909	8,754,983		
Capital Reserve	Reserve established by the JWSC at the issuance of the 2010C Revenue Bonds. Funded in the amount of \$300,000 per year. Originally intended to be used to offset future borrowings.	3,378,194	551,236	2,826,958		
Repair and Replacement Reserve	Reserve established by the JWSC at the issuance of the 2010C Revenue Bonds. Funded in the amount of \$6.810M for FYE 2021. Utilized for the completion of infrastructure projects.	20,624,406	5,353,773	15,270,633		
Group Insurance Reserve	This reserve was originally established for expansion of the system. It has been redesignated for funding of the self-insured health benefits.	515,056	515,056			
		<u>33,426,548</u>	<u>6,573,974</u>	<u>26,852,574</u>	<u>0</u>	<u>0</u>

Other Available Reserves				
Bond Trustee Reserves				
Issuance Fund		11,121		11,121
Legally Restricted Reserves				
Capital Improvement Fee Reserves	Reserves for the Capital Improvement Fees collected by District. Funds are utilized to complete expansion projects.	8,822,052	2,297,671	6,524,381
SPLOST Account	BB&T cash account to physically separate SPLOST monies. Held in a cash fund with BB&T	8,074,153	8,074,153	
Customer Deposit Reserve	Monies held for deposits made by customers. The JWSC does not return interest earned on deposits per Water & Sewer Ordinance.	2,670,278	291,208	2,379,069
Total		<u>\$ 57,325,326</u>		



Brunswick-Glynn JWSC  
Combined Revenue Statement  
Summary Revenue  
For the Ten Months Ended April 30, 2021

	2020 Actual	2020-21 Budget Amended	YTD Budget	YTD Actual	Purch. Orders	Total	Over/Under Budget YTD
Sewer Revenues	13,854,250	13,980,000	11,650,000	11,065,270	0	11,065,270	(584,730)
Water Revenues	6,333,000	6,900,000	5,750,000	5,183,401	0	5,183,401	(566,599)
Debt Charges	4,419,640	4,310,000	3,591,667	3,660,088	0	3,660,088	68,421
Administrative Fees	6,380,739	6,237,000	5,197,500	5,292,272	0	5,292,272	94,772
Planning & Construction Fees	34,220	45,000	37,500	22,649	0	22,649	(14,852)
Interest Income	1,182,943	588,000	490,000	364,979	0	364,979	(125,021)
Other Income	1,865,482	1,347,000	1,122,500	1,932,066	0	1,932,066	809,566
<b>OPERATING REVENUES</b>	<b>34,070,273</b>	<b>33,407,000</b>	<b>27,839,166</b>	<b>27,520,724</b>	<b>0</b>	<b>27,520,724</b>	<b>(318,442)</b>
Governing Body Expenses	149,979	299,150	249,292	125,494	0	125,494	123,797
Personnel Expenses	11,409,323	11,726,250	9,771,875	8,758,971	0	8,758,971	1,012,904
Operating Expenses	9,678,075	9,823,900	8,186,584	6,275,672	1,030,359	7,306,031	880,554
Capital Costs	432,874	1,057,000	880,833	823,689	76,620	900,309	(19,476)
<b>OPERATING EXPENSES</b>	<b>21,670,250</b>	<b>22,906,300</b>	<b>19,088,584</b>	<b>15,983,826</b>	<b>1,106,979</b>	<b>17,090,805</b>	<b>1,997,779</b>
<b>Net Operating Revenue</b>	<b>12,400,023</b>	<b>10,500,700</b>	<b>8,750,582</b>	<b>11,536,898</b>	<b>(1,106,979)</b>	<b>10,429,919</b>	<b>1,679,337</b>
Bad Debt Expense	(313,573)	295,000	245,833	23,550	0	23,550	222,284
Interest Expense	992,394	1,064,700	887,250	788,372	0	788,372	98,878
Debt Principal	2,486,583	2,031,000	1,692,500	1,692,500	0	1,692,500	0
Reserve Transfers	6,594,850	7,110,000	5,925,000	5,925,000	0	5,925,000	0
<b>Net Revenue (Loss) Before Capital Fees And SPLOST</b>	<b>2,639,769</b>	<b>0</b>	<b>(1)</b>	<b>3,107,476</b>	<b>(1,106,979)</b>	<b>2,000,498</b>	<b>2,000,499</b>
Capital Improvement Fees	1,326,598	0	0	1,561,860	0	1,561,860	(1,561,860)
SPLOST Revenues	4,596,554	0	0	0	0	0	0
<b>Capital Fees and Grants</b>	<b>5,923,152</b>	<b>0</b>	<b>0</b>	<b>1,561,860</b>	<b>0</b>	<b>1,561,860</b>	<b>(1,561,860)</b>
<b>Net Revenues</b>	<b>8,562,921</b>	<b>0</b>	<b>0</b>	<b>4,669,336</b>	<b>(1,106,979)</b>	<b>3,562,358</b>	<b>3,562,359</b>

Brunswick-Glynn JWSC  
Combined Revenue Statement  
Expenses By Division  
For the Ten Months Ended April 30, 2021

	2020-21						Over/Under
	2020 Actual	Budget Amended	YTD Budget	YTD Actual	Purch. Orders	Total	Budget YTD
Sewer Revenues	13,854,250	13,980,000	11,650,000	11,065,270	0	11,065,270	(584,730)
Water Revenues	6,333,000	6,900,000	5,750,000	5,183,401	0	5,183,401	(566,599)
Debt Charges	4,419,640	4,310,000	3,591,667	3,660,088	0	3,660,088	68,421
Administrative Fees	6,380,739	6,237,000	5,197,500	5,292,272	0	5,292,272	94,772
Planning & Construction Fees	34,220	45,000	37,500	22,649	0	22,649	(14,852)
Interest Income	1,182,943	588,000	490,000	364,979	0	364,979	(125,021)
Other Income	1,865,482	1,347,000	1,122,500	1,932,066	0	1,932,066	809,566
<b>OPERATING REVENUES</b>	<b>34,070,273</b>	<b>33,407,000</b>	<b>27,839,166</b>	<b>27,520,724</b>	<b>0</b>	<b>27,520,724</b>	<b>(318,442)</b>
Governing Body	149,979	299,150	249,292	125,494	0	125,494	123,797
Office of the Director	855,813	805,400	671,167	661,740	22,503	684,243	(13,076)
Administration	1,998,458	1,539,600	1,283,000	1,232,308	6,094	1,238,401	44,599
Finance	1,343,439	3,577,900	2,981,583	2,305,099	10,833	2,315,931	665,652
Planning and Construction	1,401,884	1,389,900	1,158,250	937,998	3,252	941,251	216,999
Purchasing	601,167	942,800	785,667	657,970	254,009	911,979	(126,313)
Facilities Maintenance	524,502	0	0	0	0	0	0
Systems Pumping and Maintenance	6,358,110	6,195,200	5,162,667	3,944,717	406,672	4,351,389	811,278
Wastewater Treatment	4,931,828	4,611,300	3,842,750	3,580,770	257,025	3,837,795	4,955
Industrial Pretreatment	15,158	36,900	30,750	24,100	11,829	35,929	(5,179)
Water Production	1,348,590	1,308,600	1,090,500	1,006,109	93,908	1,100,017	(9,517)
Water Distribution	1,815,782	1,891,250	1,576,042	1,233,095	40,853	1,273,948	302,094
Property and Casualty Insurance	325,540	308,300	256,917	274,427	0	274,427	(17,510)
<b>OPERATING EXPENSES</b>	<b>21,670,250</b>	<b>22,906,300</b>	<b>19,088,584</b>	<b>15,983,826</b>	<b>1,106,979</b>	<b>17,090,805</b>	<b>1,997,779</b>
<b>Net Operating Revenue</b>	<b>12,400,023</b>	<b>10,500,700</b>	<b>8,750,582</b>	<b>11,536,898</b>	<b>(1,106,979)</b>	<b>10,429,919</b>	<b>1,679,337</b>
Bad Debt Expense	(313,573)	295,000	245,833	23,550	0	23,550	222,284
Interest Expense	992,394	1,064,700	887,250	788,372	0	788,372	98,878
Debt Principal	2,486,583	2,031,000	1,692,500	1,692,500	0	1,692,500	0
Reserve Transfers	6,594,850	7,110,000	5,925,000	5,925,000	0	5,925,000	0
<b>Net Revenue (Loss) Before Capital Fees And SPLOST</b>	<b>2,639,769</b>	<b>0</b>	<b>0</b>	<b>3,107,476</b>	<b>(1,106,979)</b>	<b>2,000,498</b>	<b>2,000,499</b>
Capital Improvement Fees	1,326,598	0	0	1,561,860	0	1,561,860	(1,561,860)
SPLOST Revenues	4,596,554	0	0	0	0	0	0
<b>Capital Fees and Grants</b>	<b>5,923,152</b>	<b>0</b>	<b>0</b>	<b>1,561,860</b>	<b>0</b>	<b>1,561,860</b>	<b>(1,561,860)</b>
<b>Net Revenues</b>	<b>8,562,921</b>	<b>0</b>	<b>0</b>	<b>4,669,336</b>	<b>(1,106,979)</b>	<b>3,562,358</b>	<b>3,562,359</b>



PROJECT COST SUMMARY

Project #	Project Name		Costs To		Fiscal Year 6/30/21		Total 6/30/2021	To Complete		
			Budget	6/30/20	Expenditures	Encumbrance				
CW & DW	GEFA LOAN REPAYMENTS	R&R	710,000	0.00	27.18	0.00	27.18	709,972.82		
702	NORTH MAINLAND SEWER BASIN REROUTE (Phases I, II, & III)	SPLOST	11,700,000	6,129,827.48	270,330.00	5,299,842.52	11,700,000.00	0.00		
702	NORTH MAINLAND SEWER BASIN REROUTE (Phases I, II, & III)	CIF	3,200,000			1,801,359.72	1,801,359.72	1,398,640.28		
703	PS 4003 DECOMMISSION AND GRAVITY SEWER	SPLOST	3,300,000	187,759.43	1,438,032.61	677,585.96	2,303,378.00	996,622.00		
704	CANAL ROAD TO GLYNCO 12" WATERMAIN LOOP	CIF	1,200,000	66,537.98	38,486.65	398,634.85	503,659.48	696,340.52		
801	FEMA MITIGATION (GEMA Rept/Sub Agreement)	R&R	3,188,000	196,467.04	22,112.50	19,650.00	238,229.54	2,949,770.46		
804	MAGNOLIA WATER IMPROVEMENT	R&R	1,700,000	56,888.75	778,665.64	1,092,756.61	1,928,311.00	(228,311.00)		
805	L STREET WATER IMPROVMENTS	R&R	787,334	606,976.59	99,225.35	5,795.00	711,996.94	75,337.06		
904	Lift Station 4021	CIF	275,000.00	0.00	36,883.49	448,067.14	484,950.63	(209,950.63)		
906	2019 WATER POLLUTION CONTROL FAC REHAB -AC & DC	GEFA LOAN	15,000,000.00	0.00	1,568,839.24	8,319,111.73	9,887,950.97	5,112,049.03		
906	2019 WATER POLLUTION CONTROL FAC REHAB -AC & DC	SPLOST	1,641,306.30	626,781.73	499,355.55	515,169.02	1,641,306.30	0.00		
2001	PS 4105 BASIN EXPANSION	R&R	1,000,000.00	17,750.00	26,100.00	37,950.00	81,800.00	918,200.00		
2001	PS 4105 BASIN EXPANSION	CIF	485,000.00				0.00	485,000.00		
2002	ALTAMA AVENUE CIPP	R&R	625,000.00	16,817.10	295,627.00	36,996.10	349,440.20	275,559.80		
2003	SEA PALMS CIPP	SPLOST	561,795.00	41,539.75	182,682.25	26,763.25	250,985.25	310,809.75		
2009	SEA PALMS EAST WATER LINE REHAB	SPLOST	178,595.00	4,033.07	2,502.40	0.00	6,535.47	172,059.53		
2011	LS SCADA UPGRADES	R&R	2,000,000.00	0.00	131,449.62	2,497,530.28	2,628,979.90	(628,979.90)		
2012	PRINCE ST EST PAINTING	R&R	550,000.00	0.00	383,213.00	120,908.00	504,121.00	45,879.00		
2013	DEMERE RD EST TANK	R&R	500,000.00	0.00	151,025.00	132,691.00	283,716.00	216,284.00		
2014	PS 2002 FM REPLACEMNT	R&R	500,000.00	0.00	8,070.00	30,165.00	38,235.00	461,765.00		
2015	BAY STREET WATER IMPROVEMENTS	R&R	400,000.00	0.00			0.00	400,000.00		
2016	ARCO WATER & SEWER EXPANSION ENGINEERING	CIF	300,000.00	0.00	207,312.00	181,028.00	388,340.00	(88,340.00)		
2017	LS 2023 REHAB	R&R	275,000.00	0.00			0.00	275,000.00		
2018	METER REPLACEMENTS - PILOT PROJECT	R&R	250,000.00	314.38	110,732.75	5,249.50	116,296.63	133,703.37		
2020	COMMUNITY RD AREA SEWER EXPANSION ENGINEERING	CIF	250,000.00	0.00	139,563.50	141,352.50	280,916.00	(30,916.00)		
2021	GALVANIZED REPLACEMENTS	R&R	250,000.00	10,129.40	51,266.40	10,197.00	71,592.80	178,407.20		
2022	RS 4118/4119 PUMP UPGRADES	R&R	200,000.00	72,396.00	101,695.32	11.34	174,102.66	25,897.34		
2023	SSI PRV	R&R	150,000.00	0.00			0.00	150,000.00		
2024	MASTER PLAN UPDATE	R&R	247,500.00	0.00	239,400.94	8,099.06	247,500.00	0.00		
2025	NM WATER PRV	R&R	100,000.00	0.00			0.00	100,000.00		
2026	TILLMAN WATER LINE REPLACEMNT	R&R	80,000.00	16,225.09	42,371.33	0.00	58,596.42	21,403.58		
2028	METER REPLACEMENTS - PROJECT YEARS 1 & 2	GEFA LOAN	7,500,000.00	0.00	1,978,150.37	1,721,600.80	3,699,751.17	3,800,248.83		
			59,104,530.30	8,050,443.79	8,803,120.09	23,528,514.38	40,382,078.26	18,722,452.04		
								42,250,966.42		
								GEFA	(18,953,010.39)	
									23,297,956.03	
Capitalized Projects										
2006	ACADEMY CREEK ROOF REPAIR	R&R	300,000.00	250,660.00	5,500.00		256,160.00	0.00	Completed 7/31/20	FA 000375
2019	BROCKINTON SUBDIVISION GRAVITY REHAB	R&R	250,000.00	87,061.30	16,824.78		103,886.08	0.00	Completed 7/31/20	FA 000376
2008	EAST BEACH/DEMERE SEWER IMPROVEMENT	R&R	100,000.00	0.00	118,019.90	0.00	118,019.90	0.00	Completed 2/28/21	FA 000377
417	RIDGEWOOD WATER PRODUCTION FACILITY	R&R	1,650,000	823,895.75	806,475.76	0.00	1,630,371.51	0.00	Completed 4/30/21	FA 000378
			2,300,000.00	1,161,617.05	946,820.44	0.00	2,108,437.49	0.00		

## RESTRICTED BALANCES (Cash plus investments)

## CAPITAL RESERVE

Interest income and gains

## REPAIR AND REPLACEMENT RESERVE

Interest income and gains

## CAPITAL IMPROVEMENT FUND RESERVES

Interest income and gains

## SPLOST

Interest income

## GEFA Project expenses (Fac Rehab &amp; Meters)

	Balance 6/30/20	Current Fiscal Year		Current Cash Balance	To Complete/ Encumbrances	Available Balance
		Deposits	Expenditures			
CAPITAL RESERVE	3,001,128	250,000	0	3,356,450		3,356,450
Interest income and gains	63,423	\$ 41,899.63				
REPAIR AND REPLACEMENT RESERVE	16,544,057	6,925,000	(3,387,802)	20,497,945	10,077,887.62	10,420,058
Interest income and gains	257,592	159,099				
CAPITAL IMPROVEMENT FUND RESERVES	7,451,405	1,561,860	(422,246)	8,687,088	5,221,216	3,465,872
Interest income and gains	12,823	83,246				
SPLOST	10,047,569	397,696	(2,392,903)	8,054,905	7,998,852	56,053
Interest income		2,543				
	37,377,997	9,421,344	(6,202,951)	40,596,389	23,297,956	17,298,433
						42,250,966
GEFA Project expenses (Fac Rehab & Meters)	0	0	(3,546,990)	0	18,953,010.39	