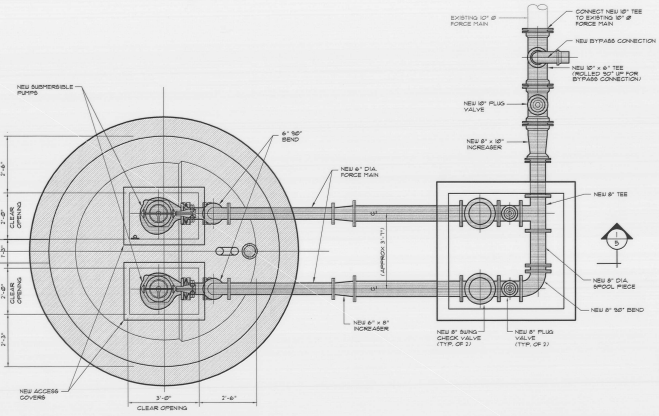

PLAN VIEW
1/2" = 1'-0"

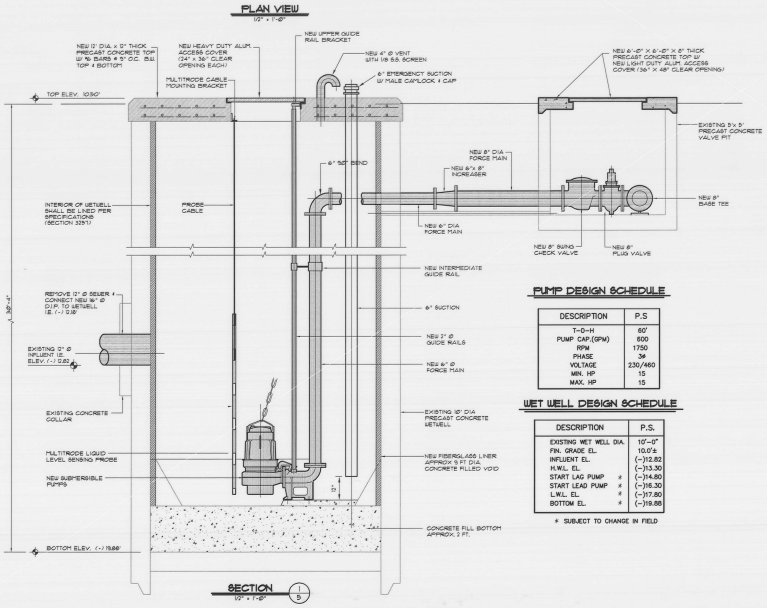

SECTION 1/5
1/2" = 1'-0"

PUMP DESIGN SCHEDULE

DESCRIPTION	P.S
T-D-H	60'
PUMP CAP.(GPM)	800
RPM	1750
PHASE	3Ø
VOLTAGE	230/460
MIN. HP	15
MAX. HP	15

WET WELL DESIGN SCHEDULE

DESCRIPTION		P.S.
EXISTING WET WELL DIA.		10'-0"
FIN. GRADE EL.		10.0'±
INFLUENT EL.		(-)12.82
H.W.L. EL.		(-)13.30
START LAG PUMP	*	(-)14.80
START LEAD PUMP	*	(-)16.30
L.W.L. EL.	*	(-)17.80
BOTTOM EL.	*	(-)19.88

* SUBJECT TO CHANGE IN FIELD

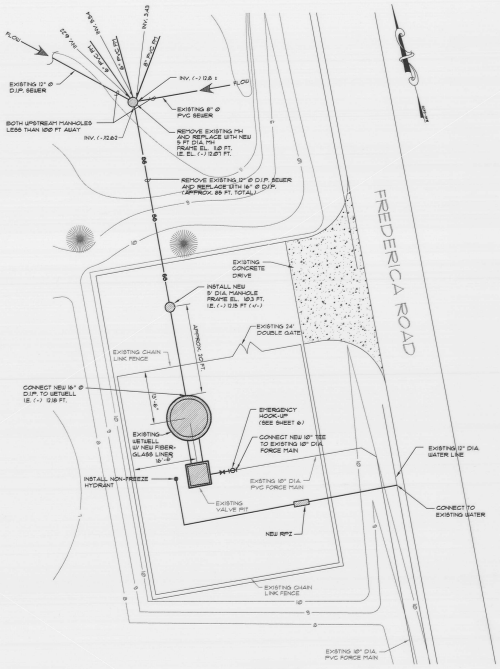

SITE PLAN
NOT TO SCALE

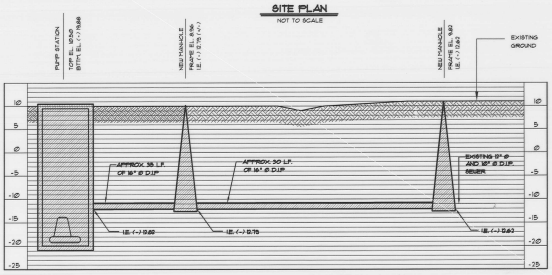

SEWER PROFILE
SCALE: VERT: 1" = 10'
HORIZ: 1" = 10'

PUMP STATION # 32

REVISIONS:
1. ADDED RAW 12" Ø SEWER WITH 16" Ø D.I.P. AND MHS RDK – 2/13/02
2. RECORD DRAWINGS AS PER AQUISOUTH – (2-25-03) BY L.E.G. – (3/03/03)

PUMP STATION REHABILITATION AND REPLACEMENT PROJECT
ST. SIMONS ISLAND
GLYNN COUNTY, GEORGIA

CARTER & SLOOPE
CONSULTING ENGINEERS
ATHENS ■ MACON ■ SAVANNAH ■ VALDOSTA
2307 Newnan Mill Road Athens, Georgia 30605 Phone: (706) 353-0000 Fax: (706) 353-0001
Macon Office: 4320 Pablo Road Macon, Georgia 31210 Phone: (478) 471-1000 Fax: (478) 471-1001
Savannah Office: 1000 Abercorn Street Savannah, Georgia 31401 Phone: (912) 232-1177 Fax: (912) 232-1178
Valdosta Office: 1905 Pinevista Drive Valdosta, Georgia 31602 Phone: (229) 247-1000 Fax: (229) 247-1001

DSGN:	C & S
DRWN:	SEC
SCALE:	NOT TO SCALE
C.A.D.D. NO.:	0
PROJ. NO.:	G6500-003
DATE: JUNE, 2001	SHEET NO.: 5 OF 14 SHEETS